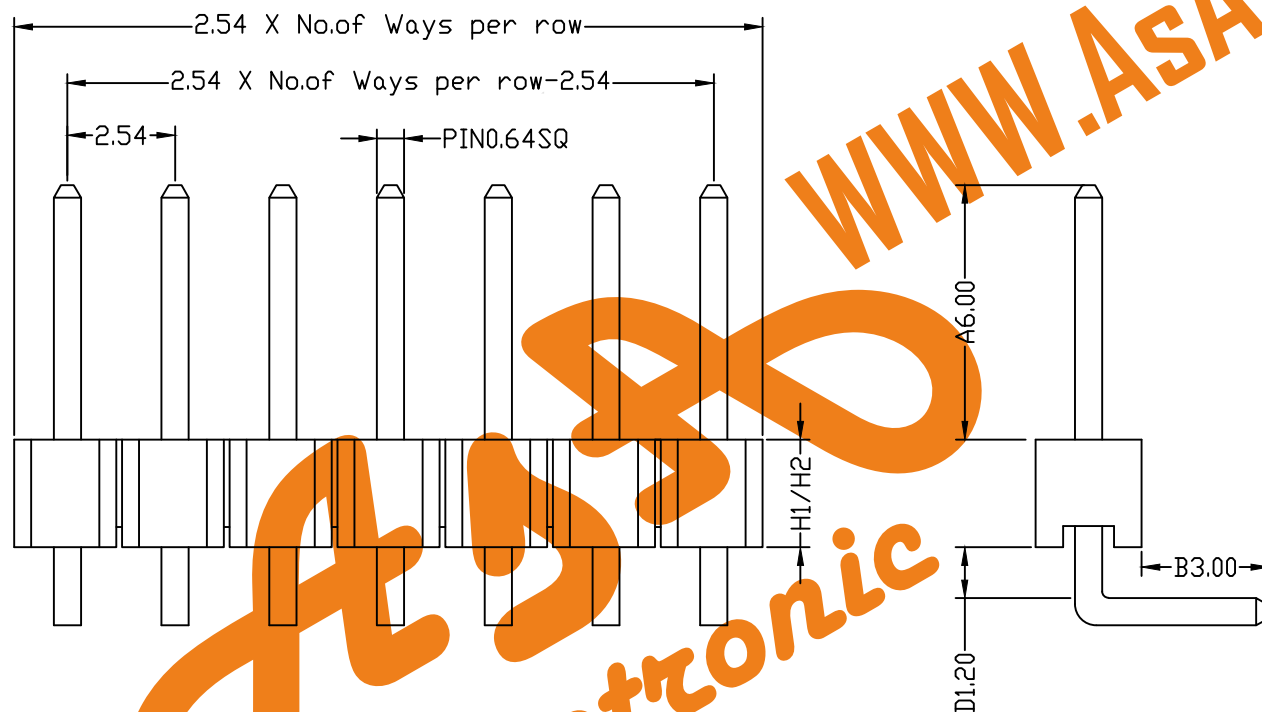
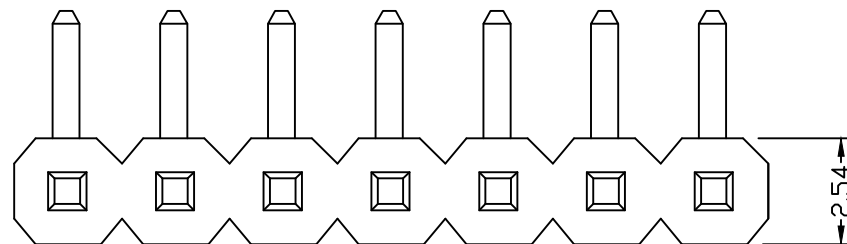


ROHS COMPLIANT

2.54mm Pin Header Single Row Angle Type

SPECIFICATION

Current Rating: 3 Amp  
 Insulation Resistance: 5000M ohms min  
 Contact Resistance: 20M ohms max  
 Dielectric Withstanding: AC500V  
 Operating Temperature: -65°C to +125°C  
 Contact Material: Brass  
 Insulator Material: PBT,UL 94V-0 Black



PCB LAYOUT

Ordering Code:

PHER01 - X - X - S - X - X - X - X  
 ① ② ③ ④ ⑤ ⑥ ⑦ ⑧

- ① Series No:
- ② No. of Contacts: 01 To 40
- ③ Contact Plating: G0: Gold flash, G1: 3u" Gold, G2: 5u" Gold, G3: 10u" Gold, G4: 15u" Gold, G5: 30u" Gold, SN: Tin
- ④ Connector Type: S: Single
- ⑤ Pin Length: A+B+D+1.25+H1/H2. Please mark the desired length in the A/B/D
- ⑥ Insulator Material: A: PBT, B: PA6T, C: LCP, D: PA46
- ⑦ Packing: A: Tray, B: Bag, T: Tube
- ⑧ Plastic High: H1: 1.7mm, H2: 2.54mm

|     |     |     |
|-----|-----|-----|
| A   | B   | D   |
| 6.0 | 3.0 | 1.2 |

Unless Otherwise specified tolerance  
 X: ±0.35  
 X.X: ±0.25  
 X.XX: ±0.20  
 X.XXX: ±0.15



ASA Electronic Co.

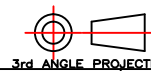
Tel : (+98) 21 66 73 56 82 Mob : (+98) 912 03 161 02

Optional

SCALE: As Shown  
 UNIT: mm

DRAWN: junfon H

CHECKED: YANG



TITLE: 2.54mm Pin Header Single Row Angle Type

DRAWING NO: PHER01-XXSXXXX

PRODUCT NO: PHER01-XXSXXXX

|     |                       |        |
|-----|-----------------------|--------|
| REV | Add option of plating | 10/8/1 |
|     | DESCRIPTION           | DATE   |

ROHS COMPLIANT

2.54mm Pin Header Single Row Angle Type

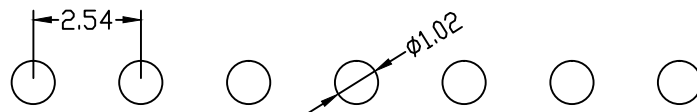
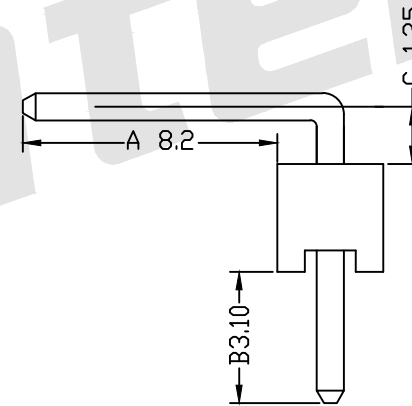
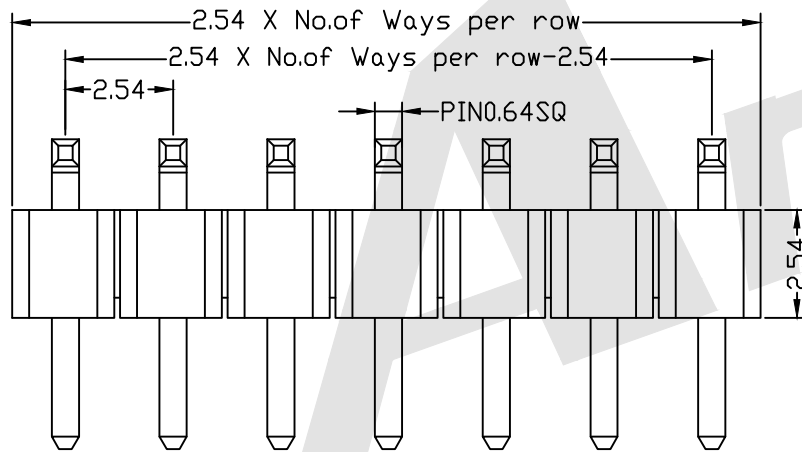
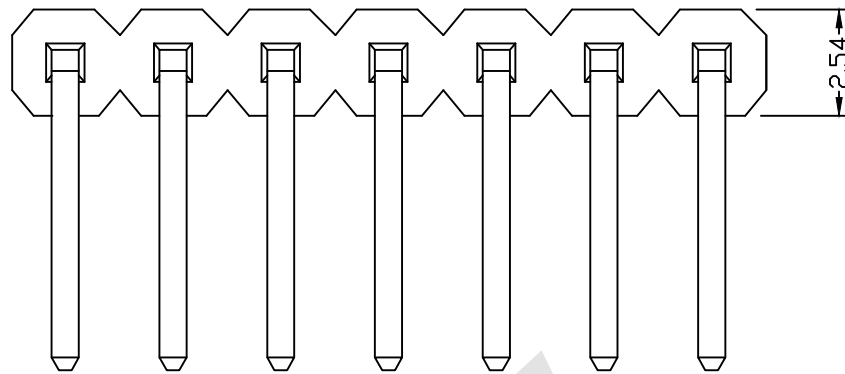
SPECIFICATION

Current Rating: 3 Amp  
 Insulation Resistance: 5000M ohms min  
 Contact Resistance: 20M ohms max  
 Dielectric Withstanding: AC500V  
 Operating Temperature: -65°C to +125°C  
 Contact Material: Brass  
 Insulator Material: PBT,UL 94V-0 Black

Ordering Code:

PHER01 - X - X - S - X - X - X  
 ① ② ③ ④ ⑤ ⑥ ⑦


- ① Series No:
- ② No. of Contacts 01 To 40
- ③ Contact Plating  
 G0: Gold flash  
 G1: 3u" Gold  
 G2: 5u" Gold  
 G3: 10u" Gold  
 G4: 15u" Gold  
 G5: 30u" Gold  
 SN: Tin
- ④ Connector Type  
 S: Single
- ⑤ Pin Length:  
 $A+B+D+1.25+H1/H2$   
 Please mark the desired length in the A/B/D
- ⑥ Insulator Material  
 A: PBT  
 B: PA6T  
 C: LCP  
 D: PA46
- ⑦ Packing  
 A: Tray  
 B: Bag  
 T: Tube



PCB LAYOUT

| A   | B   | D    |
|-----|-----|------|
| 8.2 | 3.1 | 1.35 |

Optional

|   |                             |   |
|---|-----------------------------|---|
| Unless Otherwise specified tolerance              |                             |  <a href="http://www.antenk.com.cn">www.antenk.com.cn</a><br>ANTENK ELECTRONICS CO., .LTD<br>TEL: 86-755-27067689 FAX: 86-755-27067079 |
| X:±0.35<br>X.X:±0.25<br>X.XX:±0.20<br>X.XXX:±0.15 | SCALE: As Shown<br>UNIT: mm |   |

DRAWN: junfon H

CHECKED: YANG



3rd ANGLE PROJECTION

TITLE:  
2.54mm Pin Header Single Row Angle Type

DRAWING NO: PHER01-XXSXXX

PRODUCT NO: PHER01-XXSXXX

| REV | DESCRIPTION           | DATE   |
|-----|-----------------------|--------|
|     | Add option of plating | 10/8/1 |